



Paul R. LePage, Governor

Ricker Hamilton, Commissioner

Department of Health and Human Services
Maine Center for Disease Control and Prevention
286 Water Street
11 State House Station
Augusta, Maine 04333-0011
Tel.: (207) 287-8016; Fax: (207) 287-9058
TTY Users: Dial 711 (Maine Relay)

Tel. (207) 287-2070

Drinking Water Program

Fax (207) 287-4172

Maine Public Drinking Water Commission

MEETING #141

Wednesday, May 2nd, 2018


9:00 AM

Bangor Water District, Bangor Maine

Agenda

1. Approval of Minutes, Meeting #140, Feb 14, 2018
2. SFY 2018 AFM Fee Collection Status
3. Review AFM Fee for the upcoming State Fiscal year
4. DWP Financial Report
5. Update on Lead Testing in Schools/LD-40
6. Establish Committee to select Staff Merit award recipient
7. DWP Staffing Update
8. DWC Membership Update
9. 2018 Meeting Schedule and Locations

Sept 5th- Yarmouth Water District-Yarmouth Maine
Nov 28th- Kennebec Water District- Waterville Maine
10. Suggested Items for next meeting



Department of Health and Human Services
Maine Center for Disease Control and Prevention
286 Water Street
11 State House Station
Augusta, Maine 04333-0011
Tel.: (207) 287-8016; Fax: (207) 287-9058
TTY Users: Dial 711 (Maine Relay)

Paul R. LePage, Governor

Ricker Hamilton, Commissioner

Tel. (207) 287-2070

Drinking Water Program

Fax (207) 287-4172

Maine Drinking Water Commission

Minutes of Meeting #141

May 2, 2018

The Maine Public Drinking Water Commission (DWC) held its 141st meeting on May 2, 2018, at the Bangor Water District, Bangor Maine.

Present Were:

Members: Jeff LaCasse, Rebecca Laliberte, Brian Richardson, Kathy Moriarty, Carol White, Bob MacKinnon, Lee Worcester, and Tom Brennan, Mike Plaziak, Interim DWP Director, and Jim Willis, Board Clerk

Time: Kathy called the meeting to order at 9:15 AM

A. APPROVAL OF MINUTES:

Minutes from the last meeting were approved as written.

B. RECURRING BUSINESS:

1. SFY 2018 AFM FEE COLLECTION STATUS

Mike Plaziak stated that we are at a 97.9 percent collection rate for AFM, which is slightly above average from previous years. Mike went over the enforcement process for delinquent systems.

2. REVIEW AFM FEE FOR NEXT STATE FISCAL YEAR

There was discussion about the current and future AFM billing rates. It was decided that after FY 2019, AFM revenue will reach the desired carryover goal and will not need another AFM fee increase in State fiscal year 2020. However, the DWC will keep an eye on the carryover amounts in future years.

3. DWP FINANCIAL REPORT

Mike discussed the DWP financial report.

4. UPDATE ON LEAD TESTING IN SCHOOLS/LD-40

Mike discussed LD-40 testing for lead in drinking water in schools. Mike talked about how the DWP is looking at all schools, including those served by municipal public water systems (and are not regulated by the DWP), and the role DWP will play in

tracking that data. Mike also discussed a FOIA request by Harvard University regarding lead in schools. Mike stated that the DWP would notify municipal water districts of results once the FOIA request is complete. Mike also stated that the lead testing in school's program is going to continue. Mike also stated that the EPA is looking at revising the Lead Copper Rule.

5. ESTABLISH COMMITTEE TO SELECT STAFF MERIT AWARD RECIPIENT

Jeff, Tom, and Bob volunteered to be on this year's committee to select the recipient for the Staff Merit Award. Jeff asked if he could get a list of past recipients.

6. DWP STAFFING UPDATE

Mike stated that we are still waiting to get permission to fill the vacant State Site Evaluator position and Drinking Water Program Manager position.

7. SAMPLING PROJECTS – PER AND POLYFLUORALKYL (PFAS)/CYANOTOXINS

Mike discussed some of the sampling results for the project being done by the DWP to test for cyanotoxins and PFAS in various parts of Maine, including the Houlton Mobile Home Park.

8. DWC MEMBERSHIP UPDATE

All DWC seats are current.

9. 2018 MEETING SCHEDULE AND LOCATIONS

Bob asked if we could swap location dates. Jim checked with Roger at KWD. Roger stated the KWD was free on Sept 5, 2018.

- Sept 5, 2018- Kennebec Water District- Waterville, Maine
- Nov 28, 2018- Yarmouth Water District- Yarmouth, Maine

10. SUGGESTED ITEMS FOR NEXT MEETING

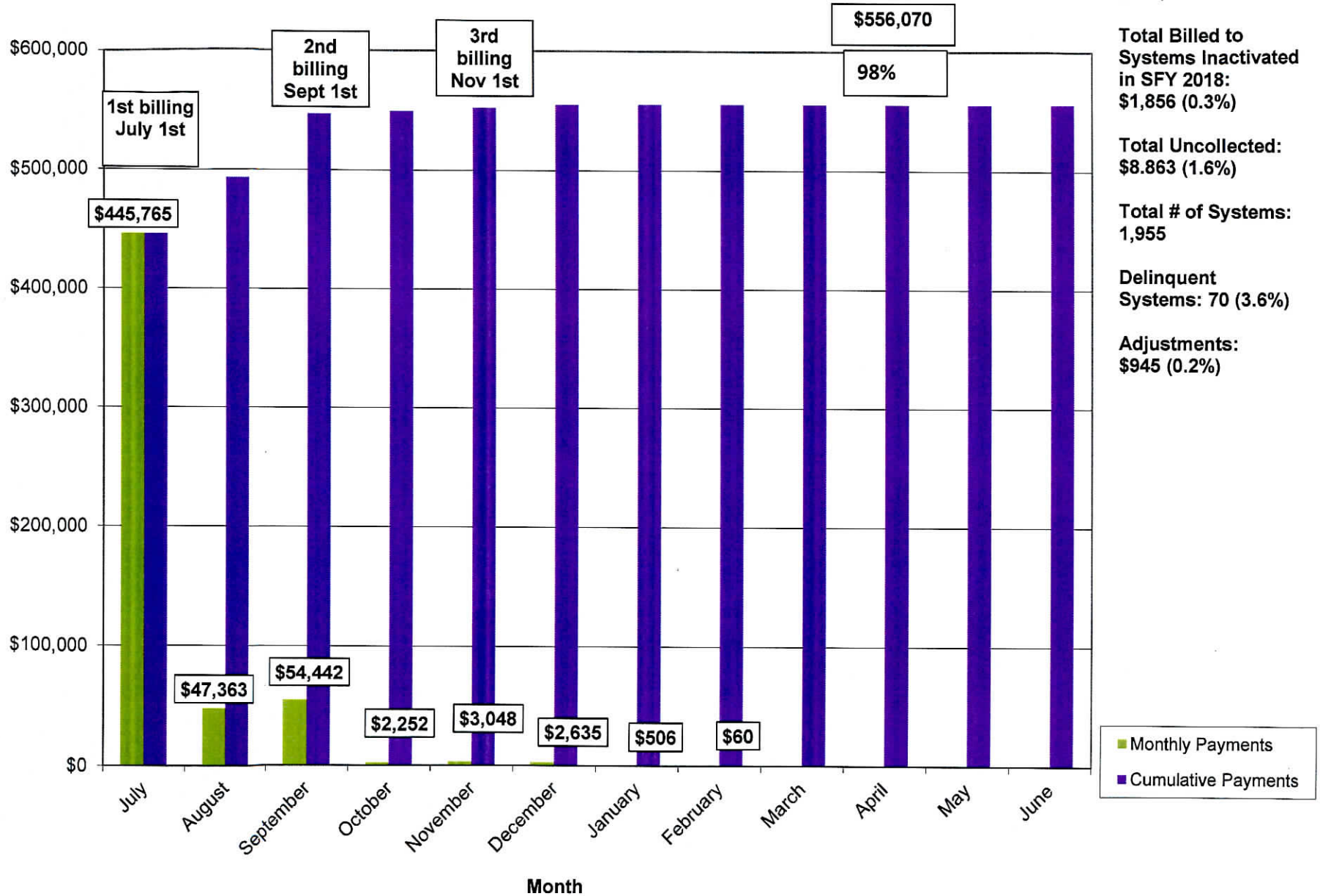
There were no suggested topics for the next DWC meeting.

Meeting adjourned at 10:20 am

Overdue AFM Fees							
As of April 24, 2018		Total Overdue		\$8,863.33			
PWSID	NAME	Total Bill	Paid	Balance	System Type	From Previous Year(s)	Years Overdue
ME0011403	SKIPS LOUNGE	\$527.00	\$0.00	\$527.00	NC	\$379.00	3
ME0018412	EASTWARD BOWLING LANES	\$270.00	\$0.00	\$270.00	NC	\$171.50	3
ME0003342	HOWARDS TRAILER PARK	\$215.00	\$0.00	\$215.00	C	\$155.00	3
ME0005721	WINDSONG CAMPGROUND - PARSONSFIELD	\$165.00	\$0.00	\$165.00	NC	\$105.00	3
ME0000848	PITTSTON FARM	\$510.85	\$0.00	\$510.85	NC	\$243.50	2
ME0092567	THE FARMHOUSE INN	\$265.15	\$0.00	\$265.15	NC	\$126.50	2
ME0000725	NEW ENGLAND GOLF AND TENNIS CAMP	\$220.00	\$0.00	\$220.00	NC	\$105.00	2
ME0007236	IRONBOUND RESTAURANT & INN	\$209.50	\$0.00	\$209.50	NC	\$100.00	2
ME0003408	ABOL BRIDGE CG & STORE & RESTAURANT	\$176.95	\$0.00	\$176.95	NC	\$84.50	2
ME0012805	SPECTATORS SPORTS BAR	\$167.50	\$0.00	\$167.50	NC	\$80.00	2
ME0094953	THE CRACKED EGG	\$167.50	\$0.00	\$167.50	NC	\$80.00	2
ME0023468	LAKE GEORGE REGIONAL PARK #2	\$144.40	\$0.00	\$144.40	NC	\$69.00	2
ME0094892	THE GALLEY RESTAURANT	\$136.00	\$0.00	\$136.00	NC	\$65.00	2
ME0123468	LAKE GEORGE REGIONAL PARK #1	\$133.90	\$0.00	\$133.90	NC	\$64.00	2
ME0094639	SIRLOIN LLC	\$120.25	\$0.00	\$120.25	NC	\$57.50	2
ME0024225	CHAPS LLC	\$115.00	\$0.00	\$115.00	NC	\$55.00	2
ME0002411	MELODY ROLLER RINK	\$115.00	\$0.00	\$115.00	NC	\$55.00	2
ME0094857	PEGGYS BAR & GRILL	\$115.00	\$0.00	\$115.00	NC	\$55.00	2
ME0194594	US BORDER STATION-BRIDGewater	\$115.00	\$0.00	\$115.00	NC	\$55.00	2
ME0194599	US BORDER STATION-HAMLIN	\$115.00	\$0.00	\$115.00	NC	\$55.00	2
ME0003456	WHEATONS LODGE & CAMPS	\$115.00	\$0.00	\$115.00	NC	\$55.00	2
ME0094899	TRAILS END RESTAURANT & TAVERN	\$541.25	\$0.00	\$541.25	NC	\$0.00	1
ME0093867	SAPPI FINE PAPER N A	\$428.50	\$0.00	\$428.50	NTNC	\$0.00	1
ME0005015	BROTHER FLECKERS	\$348.75	\$0.00	\$348.75	NC	\$0.00	1
ME0007725	SALMON FALLS RIVER RV RESORT	\$280.00	\$0.00	\$280.00	NC	\$0.00	1
ME0004756	PENOBSCOT PUB	\$238.75	\$0.00	\$238.75	NC	\$0.00	1
ME0007150	DISANTOS RESTAURANT	\$236.00	\$0.00	\$236.00	NC	\$0.00	1
ME0001539	BATH GOLF CLUB	\$203.00	\$0.00	\$203.00	NC	\$0.00	1
ME0000899	NEW ENGLAND MUSIC CAMP-THE LODGE	\$170.00	\$0.00	\$170.00	NC	\$0.00	1
ME0003350	MARSHALLS	\$117.20	\$0.00	\$117.20	NC	\$0.00	1
ME0003026	EATON MOUNTAIN INC	\$115.00	\$0.00	\$115.00	NC	\$0.00	1
ME0005836	FAIRLAWN COUNTRY CLUB CONCESSION	\$111.70	\$0.00	\$111.70	NC	(\$0.00)	1
ME0005849	HEMLOCKS CAMPING AREA	\$106.75	\$0.00	\$106.75	NC	\$0.00	1
ME0015567	AJ'S FAMILY RESTAURANT	\$104.00	\$0.00	\$104.00	NC	\$0.00	1
ME0095001	KEVIN & JESS' WICKED GOOD STORE	\$79.25	\$0.00	\$79.25	NC	\$0.00	1
ME0020824	LISBON LEFT HAND CLUB	\$73.75	\$0.00	\$73.75	NC	\$0.00	1
ME0006175	NEIL E MICHAUD CAMPGROUND	\$67.15	\$0.00	\$67.15	NC	(\$0.00)	1
ME0002230	WHITES BEACH CAMPGROUND	\$67.15	\$0.00	\$67.15	NC	\$0.00	1
ME0094794	STEPPING STONES/MONTESSORI SCHOOL	\$65.00	\$0.00	\$65.00	NTNC	\$5.00	1
ME0094756	BICENTENNIAL NATURE PARK	\$64.40	\$0.00	\$64.40	NC	\$0.00	1
ME0095663	BIRCH TREE MEADOWS MHP	\$62.75	\$0.00	\$62.75	C	\$0.00	1
ME0092415	ACORNS TO OAKS LEARNING CENTER	\$60.00	\$0.00	\$60.00	NTNC	\$0.00	1
ME0095575	BOUDREAU TRAILER PARK	\$60.00	\$0.00	\$60.00	C	\$0.00	1
ME0092653	CAMP WAPITI ADVENTURES	\$60.00	\$0.00	\$60.00	NC	\$0.00	1
ME0092577	CIRCLE K-OAKFIELD IRVING	\$60.00	\$0.00	\$60.00	NC	\$0.00	1
ME0094062	DEPOT COUNTRY STORE	\$60.00	\$0.00	\$60.00	NC	\$0.00	1
ME0006924	ECHO LAKE LODGE & COTTAGES	\$60.00	\$0.00	\$60.00	NC	\$0.00	1
ME0002038	FIRST AND LAST MOTEL LLC	\$60.00	\$0.00	\$60.00	NC	\$0.00	1

Overdue AFM Fees							
As of April 24, 2018		Total Overdue		\$8,863.33			
PWSID	NAME	Total Bill	Paid	Balance	System Type	From Previous Year(s)	Years Overdue
ME0092560	FIRST UNITED PENTECOSTAL CHURCH-AUGUSTA	\$60.00	\$0.00	\$60.00	NTNC	\$0.00	1
ME0092624	HAPPY CLAM SHACK	\$60.00	\$0.00	\$60.00	NC	\$0.00	1
ME0007336	HERMON MHP LLC	\$60.00	\$0.00	\$60.00	C	\$0.00	1
ME0008670	MACS CAMPING AREA LLC	\$60.00	\$0.00	\$60.00	NC	\$0.00	1
ME0000812	NEW ENGLAND FRONTIER CAMP	\$60.00	\$0.00	\$60.00	NC	\$0.00	1
ME0300899	NEW ENGLAND MUSIC CAMP-E&PAC	\$60.00	\$0.00	\$60.00	NTNC	\$0.00	1
ME0400899	NEW ENGLAND MUSIC CAMP-KITCHEN	\$60.00	\$0.00	\$60.00	NTNC	\$0.00	1
ME0200899	NEW ENGLAND MUSIC CAMP-THE BOWL	\$60.00	\$0.00	\$60.00	NC	\$0.00	1
ME0092301	SPRING ROCK PARK	\$60.00	\$0.00	\$60.00	C	\$0.00	1
ME0094709	STEP BY STEP CHILD CARE INC	\$60.00	\$0.00	\$60.00	NTNC	\$0.00	1
ME0094725	WYMANS OF MAINE-C&D	\$60.00	\$0.00	\$60.00	NTNC	\$0.00	1
ME0002539	WYMANS OF MAINE-CHERRYFIELD FACTORY	\$60.00	\$0.00	\$60.00	NTNC	\$0.00	1
ME0194725	WYMANS OF MAINE-HOUSING	\$60.00	\$0.00	\$60.00	NC	\$0.00	1
ME0092635	YORK CHILDCARE CENTER	\$60.00	\$0.00	\$60.00	NTNC	\$0.00	1
ME0091120	NORTH BERWICK WATER DISTRICT	\$949.90	(\$949.00)	\$0.90	C	(\$0.00)	1
ME0000099	MSU 93 BLUE HILL CONSOLIDATED SCHOOL	\$178.80	(\$178.00)	\$0.80	NTNC	\$0.00	1
ME0026015	FOX RIDGE GOLF CLUB	\$120.50	(\$120.00)	\$0.50	NC	\$0.00	1
ME0006409	OFFSHORE RESTAURANT	\$285.50	(\$285.00)	\$0.50	NC	\$0.00	1
ME0007383	SALMON FALLS RESORT & GOLF CLUB LLC	\$175.50	(\$175.00)	\$0.50	NC	\$0.00	1
ME0193739	TRAFTON LAKE CAMPGROUND	\$65.50	(\$65.00)	\$0.50	NC	\$0.00	1
ME0006711	COLD RIVER CAMPGROUND	\$117.20	(\$117.02)	\$0.18	NC	\$0.00	1
ME0090010	ADDISON POINT WATER DISTRICT	\$94.65	(\$94.55)	\$0.10	C	\$0.00	1

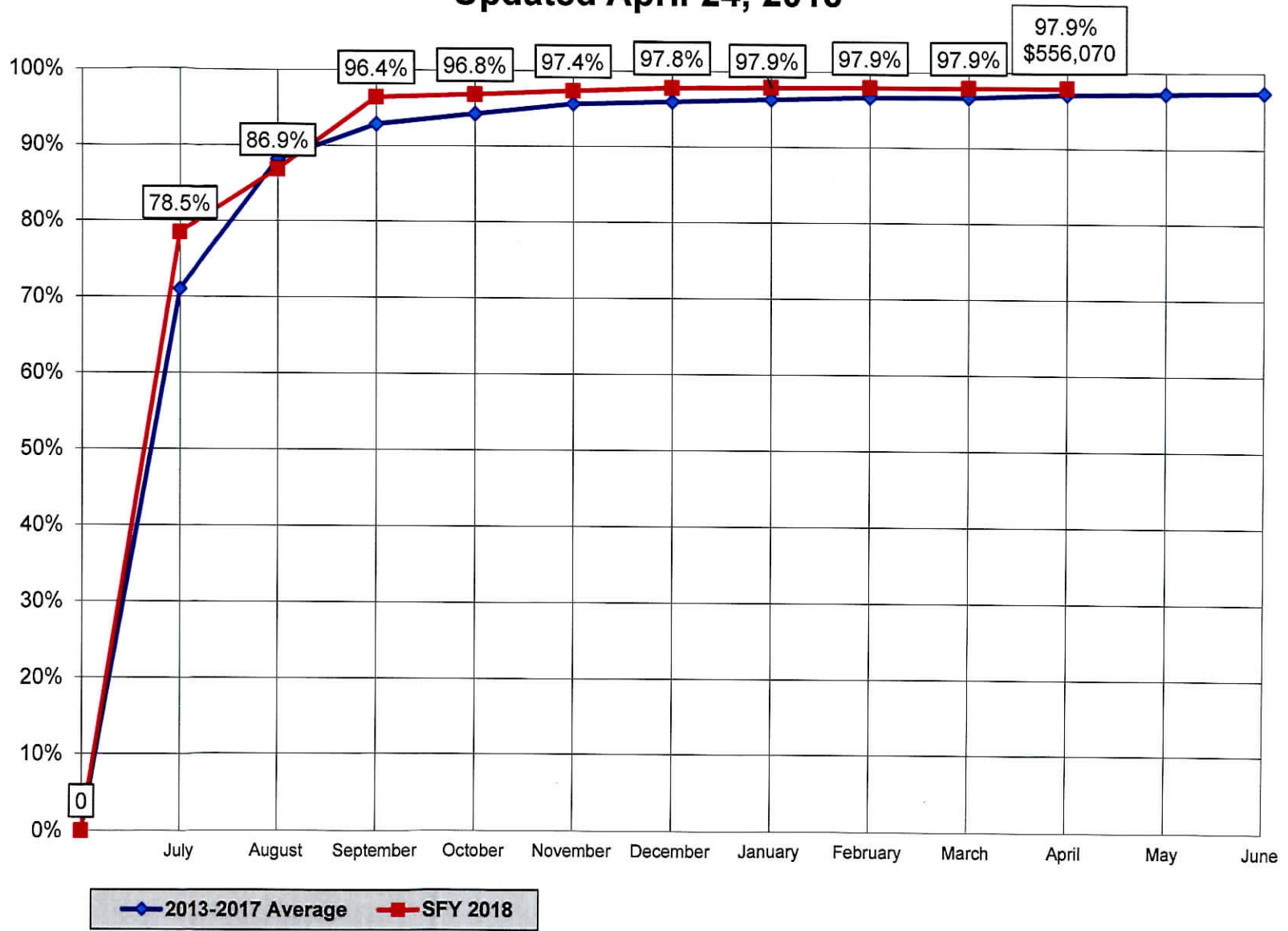
AFM Payment Summary SFY 2018 as of April 24, 2018



AFM Monthly Summary

Percentage of Total Billed vs. Collected

Updated April 24, 2018



**Maine Drinking Water Program
Alternative Funding Mechanism
Five Year Budget Projection**

Position Number	Position / Expense Category	Actual	Actual	Actual	Estimate	Estimate	Estimate	Estimate	Estimate	Estimate
		SFY2015	SFY2016	SFY2017	SFY2018	SFY2019	SFY2020	SFY2021	SFY2022	SFY2023
20002357	Office Asst II - VACANT (50%)				16,580	16,912	17,250	17,595	17,947	17,947
20002861	Envir. Specialist III - Jed (50%)				24,515	25,741	26,256	26,781	27,317	27,317
20002359	Envir. Specialist III - Greg (50%)				25,756	26,271	26,797	27,333	27,879	27,879
20320761	Envir. Specialist III - Christine (50%)				25,756	26,271	26,797	27,333	27,879	27,879
20002316	Envir. Specialist III - Kate (50%)				25,756	26,271	26,797	27,333	27,879	27,879
20002858	Envir. Specialist III - Mark (50%)				22,397	23,517	24,693	25,927	26,446	26,446
20002555	Envir. Specialist III - Haig (50%)				25,756	26,271	26,797	27,333	27,879	27,879
20321866	Envir. Specialist III - Jason (50%)				25,487	25,997	26,517	27,047	27,588	27,588
20002387	Envir. Specialist IV - Robin (50%)				31,133	31,756	32,391	33,039	33,699	33,699
20002270	Asst Envir. Engineer - Larry (50%)				29,967	30,566	31,178	31,801	32,437	32,437
	Total Salaries	264,000	235,455	245,375	253,105	259,574	265,471	271,521	276,952	276,952
	Fringe Benefits	152,121	136,426	152,395	155,443	158,552	161,723	164,957	168,256	171,622
	Travel	2,752	3,054	1,763	1,800	3,000	3,000	2,600	2,867	2,822
Other	Office Space (Rent, Utilities, MIS)	30,472	31,097	19,140	19,523	32,000	32,640	33,293	33,959	34,638
	Supplies	1,955	2,659	564	700	2,600	2,600	1,967	2,389	2,319
	Information Technology	21,389	33,974	8,371	8,538	35,000	35,700	36,414	37,142	37,885
	Contracts	7,020	2,421							
	Indirect Cost	54,991	52,188	73,504	97,000	97,970	98,950	99,939	100,939	101,948
	Total Expenses	534,699	497,274	501,112	536,109	588,696	600,084	610,691	622,503	628,185
					401,145	SFY2018 actual expenses through 4/25/2018				
	Other Sources	(4,355)				Actual/Estimated Expenses in each of SFY17 and SFY18 reduced by at least \$37,500				
	AFM Fees Billed/Collected	454,466	458,480	504,717	561,811	611,937	611,937	611,937	662,317	662,317
	Total Revenues	450,111	458,480	504,717	561,811	611,937	611,937	611,937	662,317	662,317
					556,071	SFY2017 actual revenue through 4/25/2018				
	Carryover	233,096	148,508	109,713	113,318	139,020	162,261	174,115	175,360	215,174
	Annual Surplus / (Deficit)	(84,588)	(38,795)	3,605	25,702	23,241	11,853	1,246	39,814	34,132
	AFM Carryover	148,508	109,713	113,318	139,020	162,261	174,115	175,360	215,174	249,306
	AFM Fee History									
	Per Capita Rate	0.45	0.45	0.50	0.55	0.60	0.60	0.60	0.65	0.65
	Minimum Fee	50.00	50.00	55.00	60.00	65.00	65.00	65.00	70.00	70.00
	Maximum Fee									
	Minimum Population	100	100	100	100	100	100	100	100	100
	Bottled Water Fee	(see below)	(see below)	(see below)	(see below)	(see below)	(see below)	(see below)	(see below)	(see below)
	Estimated Revenue by Type									
	Community	304,179	306,168	340,087	374,185	408,032	408,032	408,032	441,878	441,878
	Non-Transient, Non-community	34,670	35,296	38,405	41,993	45,496	45,496	45,496	49,134	49,134
	Transient, Non-community	98,984	97,127	109,106	121,273	131,679	131,679	131,679	142,175	142,175
	Bottled Water	14,010	20,210	21,990	24,360	26,730	26,730	26,730	29,130	29,130
\$ 50	Small (up to 250,000 gallons)	750	750	1,020	1,140	1,260	1,260	1,260	1,380	1,380
\$ 150	Medium (250,000 to 20 million)	900	900	1,500	1,650	1,800	1,800	1,800	1,980	1,980
\$ 2,000	Large (over 20 million gallons)	12,000	18,200	19,200	21,300	23,400	23,400	23,400	25,500	25,500
\$ 200	Out-of-State	-	-	-	-	-	-	-	-	-
\$ 10	Water vendors (Min. \$50 Max. \$150)	360	360	270	270	270	270	270	270	270
	Total Estimated Revenue (AFM Fees Billed)	451,843	458,800	509,587	561,811	611,937	611,937	611,937	662,317	662,317